

### FREM

Applique per lampada fluorescente lineare.  
Struttura in alluminio anodizzato, opaco, brillantato o cromato, braccio di fissaggio in ottone o alluminio.  
Schermo di protezione in estruso di policarbonato trasparente.

Completa di alimentatore elettronico.

Finiture: **ALO - ALB**

Lamp for fluorescent tube.  
Structure in anodized aluminium matt, brilliant or chromed fixing arm in brass or in aluminium.  
Polycarbonate transparent extruded screen.  
Complete of electronic ballast.

Finishings: **ALO - ALB**

DESIGN: C.F. Light Division

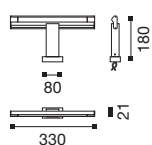
 230V G5 T5 Ø16mm

IP20   

 pag.32

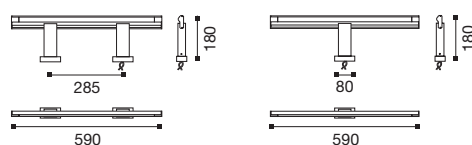
#### FREM 8W

attacco parete  
wall fixing

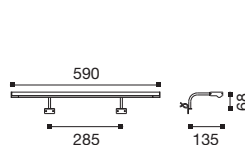


#### FREM 14W

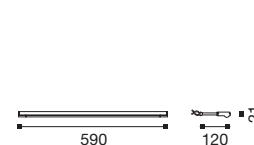
attacco parete  
wall fixing



attacco telaio  
bracket fixing



attacco vetro  
glass fixing





BRACCETTI IN ALLUMINIO - FIXING ARMS IN ALUMINIUM



attacco parete  
wall fixing

attacco telaio  
bracket fixing

attacco clips  
clips fixing

BRACCETTI IN OTTONE - FIXING ARMS IN BRASS



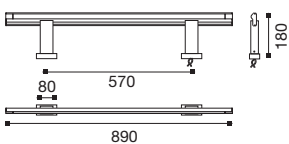
attacco telaio  
bracket fixing

attacco clips  
clips fixing

attacco vetro  
glass fixing

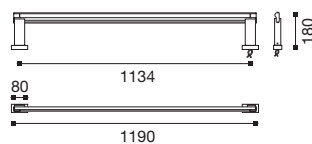
**FREM** 21/39W

attacco parete  
wall fixing



**FREM** 54W

attacco parete  
wall fixing



W	larghezza width	braccetti in alluminio fixing arms in aluminium	braccetti in ottone fixing arms in brass
8W	330 mm	■	●
14W	590 mm	■	●
21W	890 mm	■	●
39W	890 mm	●	●
54W	1190 mm	●	●

● alimentatore elettronico separato - separate electronic ballast  
■ alimentatore elettronico incorporato - built-in electronic ballast